

Installation Instructions – HID Fog lights

VW/Audi all models



Overview

If you are tired of looking at your dull yellow foglights with your bright white Xenon headlights, then this kit is just for you.

This package is a true HID upgrade that does not cause any Lamp Out Warnings on your dash and it includes bulbs, ballasts, and our plug & play harness.

Difficulty Rating



Parts Required for Installation

- [HID Foglight Conversion Kit](#)


Tools Required for Installation

- 3M double side tape
- Zip ties


Installation

- On some vehicles bumper has to be removed to get to the Foglights, we suggest you have the knowledge on how to do so.
- Below is a picture of the whole kit once unwrapped from the package, you can see the ballast, bulb and wiring harness that are attached to them, there also are 2 naked pins coming of the bulbs, you will be using the 2 naked pins in later steps.






- First connect the large 2 pin connector coming off of the bulb harness to the ballast as seen in the pictures below.



- Now connect the Red connector coming off of the ballast to the black connector coming off of the bulb harness, also connect the black connector coming of the ballast to the red connector coming off the bulb harness, as shown below.





- Now take the 2 naked pins and plug them into your existing OEM harness, they literally pin into the harness, just bare, the blue wire is HOT so that will pin into the White or stripped colored wire, and the black wire is GROUND which will pin into the BROWN wire. Pictures below of the PINS



- We now suggest that you test the fog light and make sure everything works, do take the plastic cover off of the bulb protection (may melt if turned on while still covering bulb)
- For hiding the ballast we suggest using 3m double side tape to tape the unit to either the front crash bar or to a hidden spot behind the bumper
- The bulb clips in just like your OEM bulb did so its just a matter of clicking it in properly.

IF you have any questions feel free to email us at Store@OEMplus.com or give us a call at 1-949-600-6111.